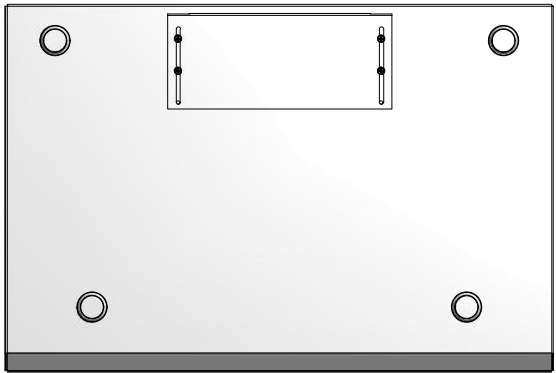
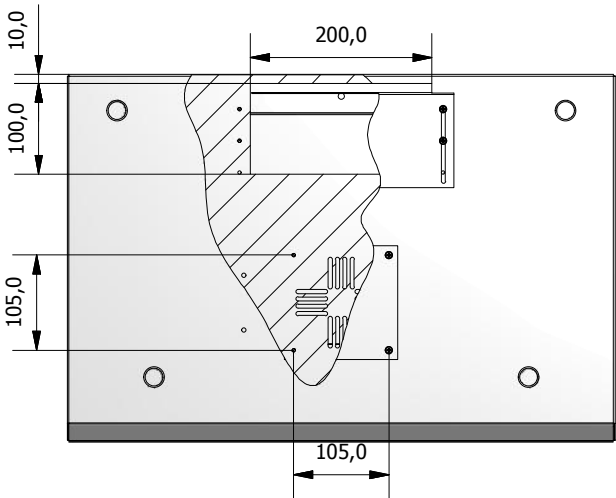
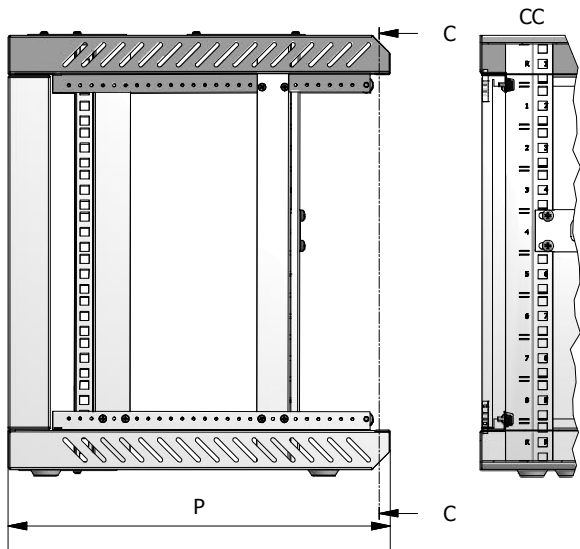
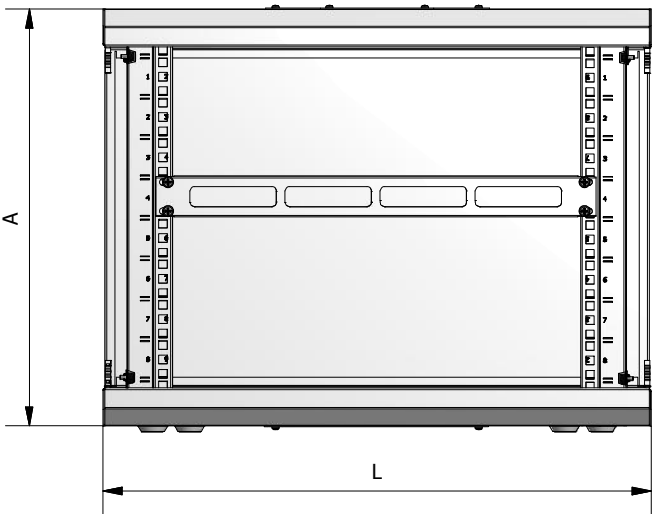
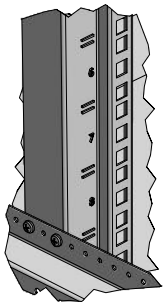


A (1 : 5)



COD	DIM (LxAxP) (WxHxD) mm
0010006 / 0010006C / 0010006P	600x380x400
0010008 / 0010008C / 0010008P	600x460x400
0010013 / 0010013C / 0010013P	600x690x400
0010017 / 0010017C / 0000017P	600x870x400

BRANCO/ WHITE/ BLANC/ BLANCO (RAL 9010);
C - CINZA/ GREY/ GRIS (RAL 7035);
P - PRETO/ BLACK/ NOIR/ NEGRO (RAL 9005);