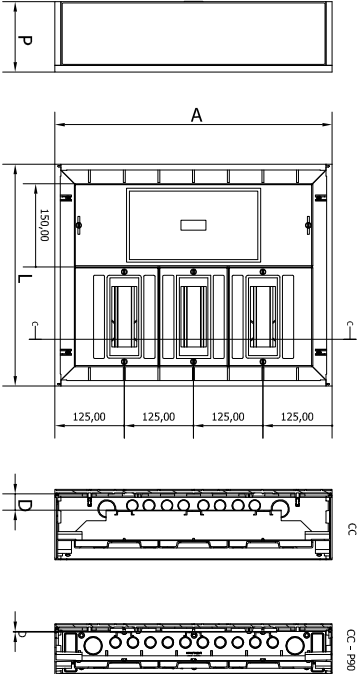
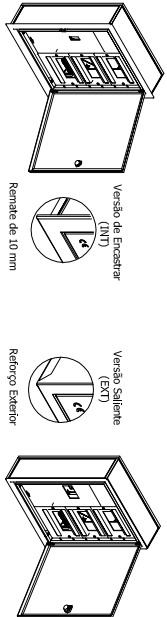


FICHA TÉCNICA

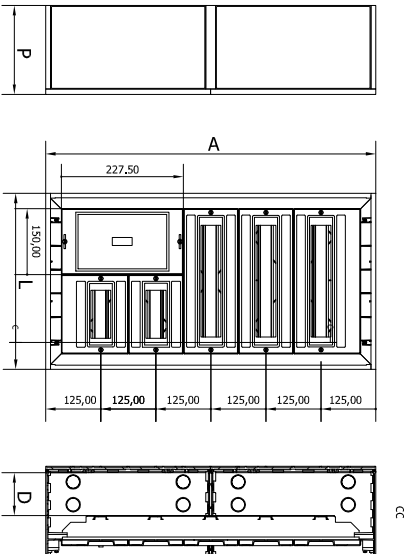
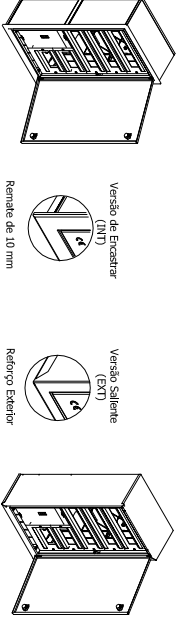
CAIXA DCP QUADRO - A375/A500



Legenda : L - Largura ; A - Altura ; P - Profundidade ; D - Espaço livre entre fundo e a calha DIN

FICHA TÉCNICA

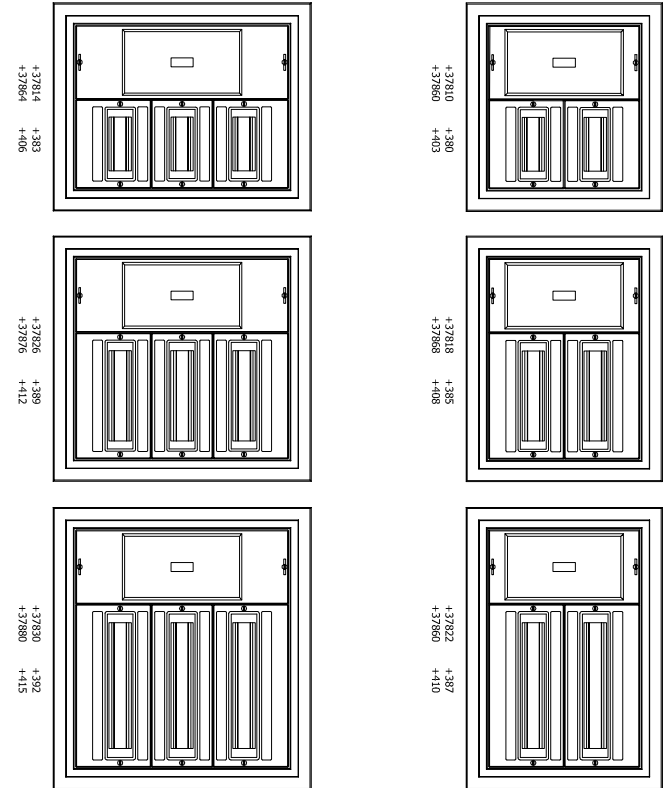
CAIXA DCP QUADRO - A750/A875/A1000



Legenda : L - Largura ; A - Altura ; P - Profundidade ; D - Espaço livre entre fundo e a calha DIN

CAD BLOCOS

CAIXA DCP QUADRO - A375/A500



CAD BLOCOS

CAIXA DCP QUADRO - A750/A875/A1000

FICHA TÉCNICA

CAIXA DCP QUADRO

Código Int	Código Ext	L	A	P	D	Filas	MOD
+37810	+37860	400	375	90	0	2x8	16
+37814	+37864	400	500	90	0	2x8+1x7	24
+37818	+37868	475	375	90	0	2x12	24
+37822	+37872	550	375	90	0	2x16	32
+37826	+37876	475	500	90	0	2x12+1x11	36
+37830	+37880	550	500	90	0	2x16+1x15	48
+380	+403	400	375	125	29	2x8	16
+383	+406	400	500	125	29	3x8	24
+385	+408	475	375	125	29	2x12	24
+387	+410	550	375	125	29	2x16	32
+389	+412	475	500	125	29	3x12	36
+392	+415	550	500	125	29	3x16	48
+39310	+41610	400	750	125	29	2x8+3x16	64
+39315	+41615	400	875	125	29	2x8+3x16	80
+39320	+41620	475	750	125	29	2x8+4x16	84
+39325	+41625	400	1000	104	29	2x8+4x16	96
+39328	+41628	550	750	125	29	2x12+3x20	104
+39330	+41630	475	875	125	29	2x12+3x20	104
+39335	+41635	475	1000	125	29	2x8+5x16	124
+39338	+41638	550	875	125	104	2x8+5x16	128
+39340	+41640	550	1000	125	29	2x16+3x24	152
+39312	+41612	400	750	200	104	2x16+3x24	64
+39317	+41617	400	875	125	29	2x12+4x20	80
+39322	+41622	475	750	200	104	2x12+4x20	84
+39327	+41627	400	1000	125	29	2x12+5x20	96
+39329	+41629	550	750	200	104	2x12+5x20	104
+39332	+41632	475	875	125	29	2x16+4x24	124
+39337	+41637	475	1000	200	104	2x16+4x24	124
+39339	+41639	550	875	125	29	2x16+5x24	128
+39342	+41642	550	1000	200	104	2x16+5x24	152